


K-nearest neighbours

Javier Béjar 

LSI - FIB

Term 2012/2013

1 Non Parametric Learning

2 K-nearest neighbours

- K-nn Algorithm
- K-nn Regression
- Advantages and drawbacks
- Application

1 Non Parametric Learning

2 K-nearest neighbours

- K-nn Algorithm
- K-nn Regression
- Advantages and drawbacks
- Application

Parametric vs Non parametric Models

- In the models that we have seen, we select a hypothesis space and adjust a fixed set of parameters with the training data ($h_\alpha(x)$)
- We assume that the parameters α summarize the training and we can forget about it
- This methods are called **parametric** models
- When we have a small amount of data it makes sense to have a small set of parameters and to constraint the complexity of the model (avoiding overfitting)

Parametric vs Non parametric Models

- When we have a large quantity of data, overfitting is less an issue
- If data shows that the hypothesis has to be complex, we can try to adjust to that complexity
- A **non parametric** model is one that can not be characterized by a fixed set of parameters
- A family of non parametric models is **Instance Based Learning**

Instance Based Learning

- Instance based learning is based on the memorization of the dataset
- The number of parameters is unbounded and grows with the size of the data
- There is not a model associated to the learned concepts
- The classification is obtained by looking into the memorized examples
- The cost of the learning process is 0, all the cost is in the computation of the prediction
- This kind learning is also known as **lazy learning**

1 Non Parametric Learning

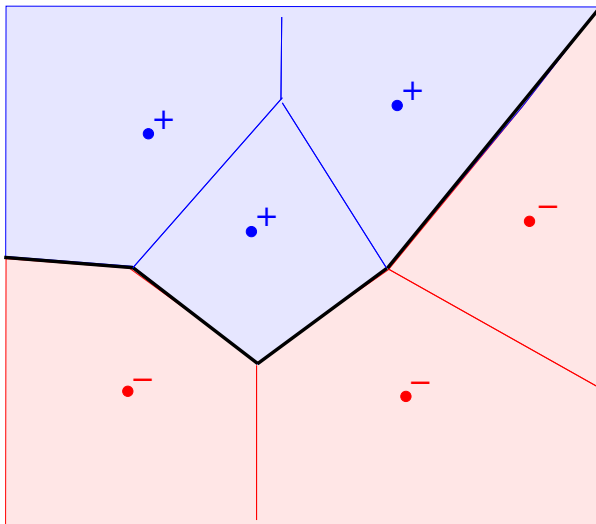
2 K-nearest neighbours

- K-nn Algorithm
- K-nn Regression
- Advantages and drawbacks
- Application

K-nearest neighbours

- **K-nearest neighbours** uses the local neighborhood to obtain a prediction
- The K memorized examples more similar to the one that is being classified are retrieved
- A distance function is needed to compare the examples similarity
 - Euclidean distance ($d(x_j, x_k) = \sqrt{\sum_i (x_{j,i} - x_{k,i})^2}$)
 - Mahnattan distance ($d(x_j, x_k) = \sum_i |x_{j,i} - x_{k,i}|$)
- This means that if we change the distance function, we change how examples are classified

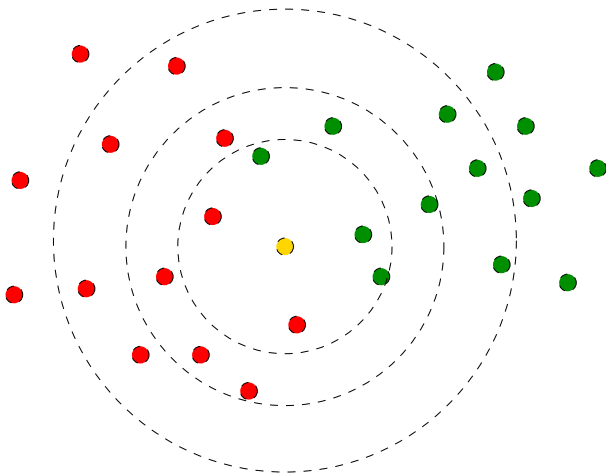
K-nearest neighbours - hypothesis space (1 neighbour)



K-nearest neighbours - Algorithm

- Training: Store all the examples
- Prediction: $h(x_{new})$
 - Let be x_1, \dots, x_k the k more similar examples to x_{new}
 - $h(x_{new}) = \text{combine_predictions}(x_1, \dots, x_k)$
- The parameters of the algorithm are the number k of neighbours and the procedure for combining the predictions of the k examples
- The value of k has to be adjusted (crossvalidation)
 - We can overfit (k too low)
 - We can underfit (k too high)

K-nearest neighbours - Prediction



Looking for neighbours

- Looking for the K-nearest examples for a new example can be expensive
- The straightforward algorithm has a cost $O(n \log(k))$, not good if the dataset is large
- We can use indexing with *k-d trees* (multidimensional binary search trees)
 - They are good only if we have around 2^{dim} examples, so not good for high dimensionality
- We can use *locality sensitive hashing* (approximate k-nn)
 - Examples are inserted in multiple hash tables that use hash functions that with high probability put together examples that are close
 - We retrieve from all the hash tables the examples that are in the bin of the query example
 - We compute the k-nn only with these examples

K-nearest neighbours - Variants

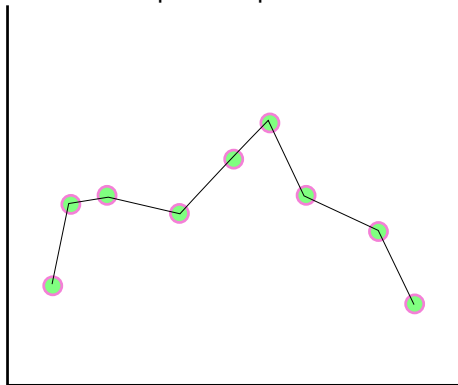
- There are different possibilities for computing the class from the k nearest neighbours
 - Majority vote
 - Distance weighted vote
 - Inverse of the distance
 - Inverse of the square of the distance
 - Kernel functions (gaussian kernel, tricube kernel, ...)
- Once we use weights for the prediction we can relax the constraint of using only k neighbours
 - 1 We can use k examples (local model)
 - 2 We can use all examples (global model)

K-nearest neighbours - Regression

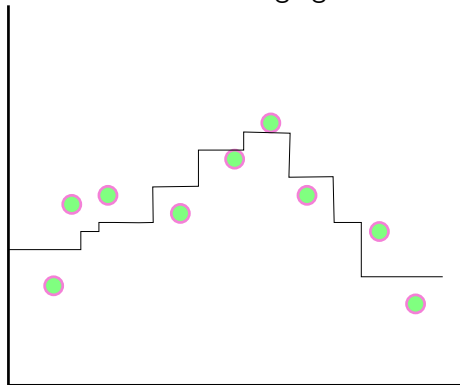
- We can extend this method from classification to regression
- Instead of combining the discrete predictions of k-neighbours we have to combine continuous predictions
- These predictions can be obtained in different ways:
 - Simple interpolation
 - Averaging
 - Local linear regression
 - Local weighted regression
- The time complexity of the prediction will depend on the method

K-nearest neighbours - Regression

Simple interpolation

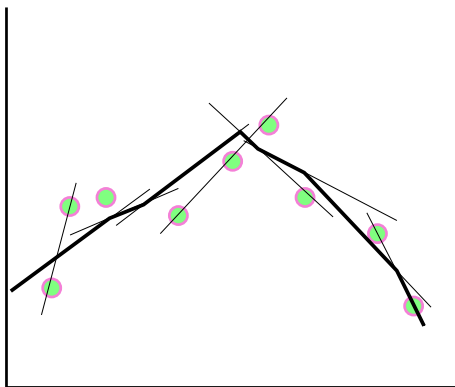


K-nn averaging



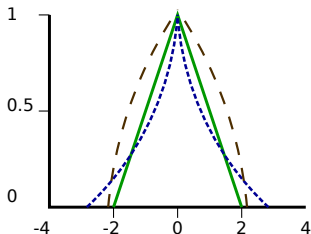
K-nearest neighbours - Regression (linear)

- K-nn linear regression fits the best line between the neighbors
- A linear regression problem has to be solved for each query (least squares regression)



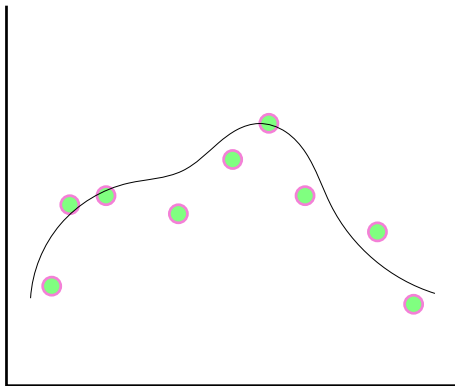
K-nearest neighbours - Regression (LWR)

- Local weighted regression uses a function to weight the contribution of the neighbours depending on the distance, this is done using a **kernel function**



- Kernel functions have a width parameter that determines the decay of the weight (it has to be adjusted)
 - Too narrow \implies overfitting
 - Too wide \implies underfitting
- A weighted linear regression problem has to be solved for each query (gradient descent search)

K-nearest neighbours - Regression (LWR)



K-nearest neighbours - Advantages

- The cost of the learning process is zero
- No assumptions about the characteristics of the concepts to learn have to be done
- Complex concepts can be learned by local approximation using simple procedures


K-nearest neighbours - Drawbacks

- The model can not be interpreted (there is no description of the learned concepts)
- It is computationally expensive to find the k nearest neighbours when the dataset is very large
- Performance depends on the number of dimensions that we have (*curse of dimensionality*) \implies *Attribute Selection*

The Curse of dimensionality

- The more dimensions we have, the more examples we need to approximate a hypothesis
- The number of examples that we have in a volume of space decreases exponentially with the number of dimensions
- This is specially bad for k-nearest neighbors
 - If the number of dimensions is very high the nearest neighbours can be very far away

Optical Character Recognition



- OCR capital letters
- 14 Attributes (All continuous)
- Attributes: horizontal position of box, vertical position of box, width of box, height of box, total num on pixels, mean x of on pixels in box, ...
- 20000 instances
- 26 classes (A-Z)
- Validation: 10 fold cross validation

Optical Character Recognition: Models

- K-nn 1 (Euclidean distance, weighted): accuracy 96.0%
- K-nn 5 (Manhattan distance, weighted): accuracy 95.9%
- K-nn 1 (Correlation distance, weighted): accuracy 95.1%